

GMP Circle Feeder™



TECHNICAL BULLETIN

TB-GR-120

The LCI GMP Circle Feeder is a proven solids metering device for pharmaceutical and other clean room applications. Its unique “clam shell” design allows for easy and complete cleaning. It also has a patented discharge system that ensures plug or mass flow (first in/first out). Other important features are:


- Suitable for powders or wet cakes
- Slow rotation for gentle handling
- Variable speed drive for 10:1 turn down
- Mirror finish, 400 grit
- Sanitary clamps for quick disassembly
- Large inlet eliminates bridging
- Casters for easy mobility in and out of “clean” rooms

Operation

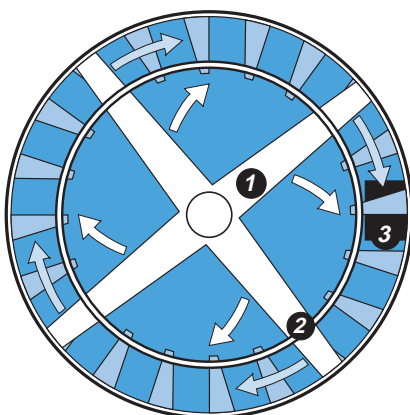
As the central vane **1** slowly rotates, the material is radially moved under the fixed ring **2** and conveyed to the discharge port **3**. This allows the level of material in the hopper to drop evenly, creating mass flow conditions in the hopper. The Circle Feeder's large inlet diameter exceeds most material's critical arching diameter.



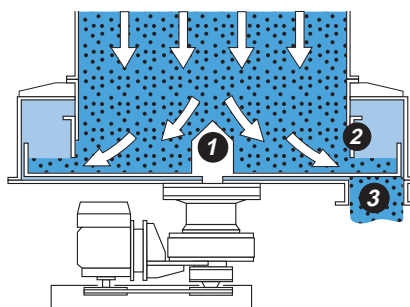
The feeder's simple design and slow rotation speed assure quiet operation and low maintenance.



Sanitary clamps allow for quick disassembly of the GMP Circle Feeder. The central vane is removed for cleaning with removal of just one bolt.



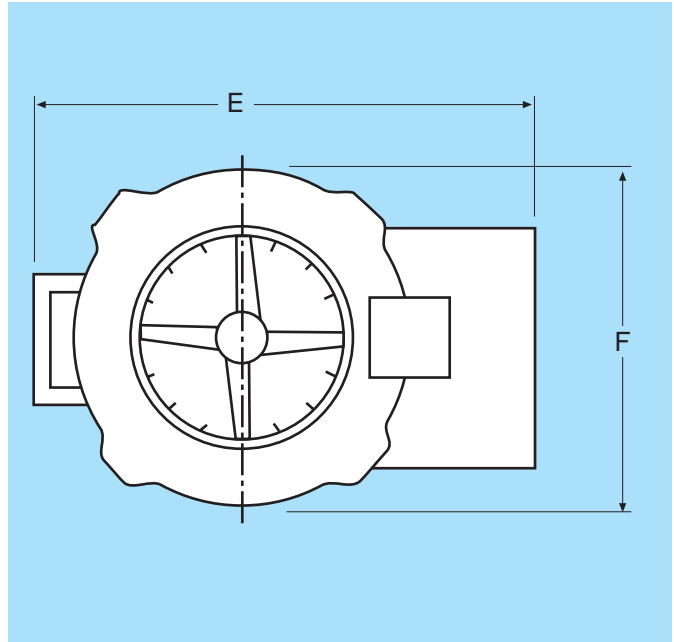
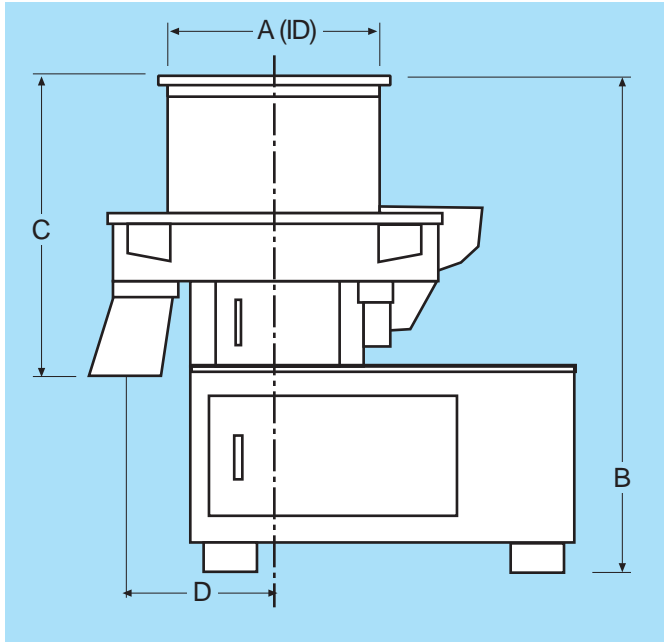
Top view



Cross-section view

LCI Corporation is the exclusive distributor for Yoshikawa Corporation in the Americas.

GMP Circle Feeder Specifications



Model	Motor hp	Capacity liter/hr	Dimensions						Weight kg
			A mm	B mm	C mm	D mm	E mm	F mm	
CS-300	0.3	96-960	309.5	750	450	230	743	500	140
CS-500	0.5	228-2,280	500	850	510	311	1005	840	270
CS-700	1.0	562-5,620	700	890	550	415	1130	1095	400